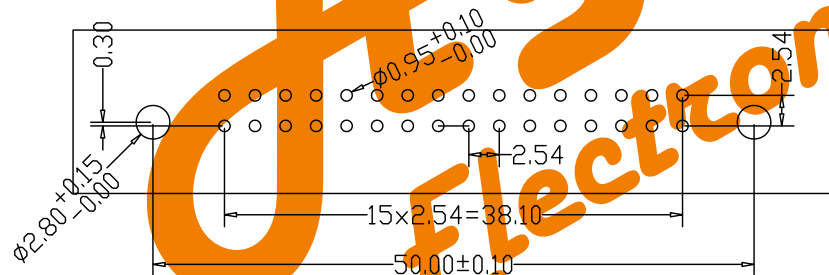
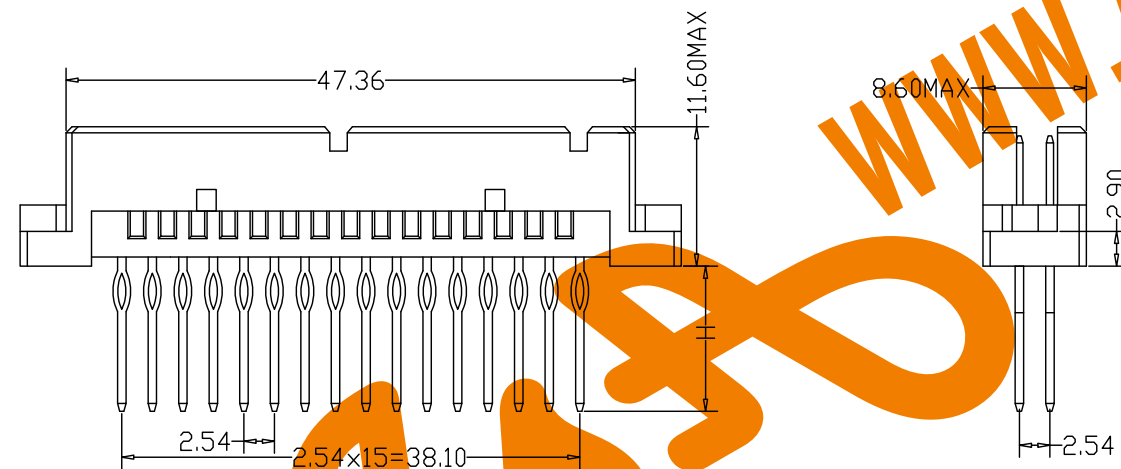
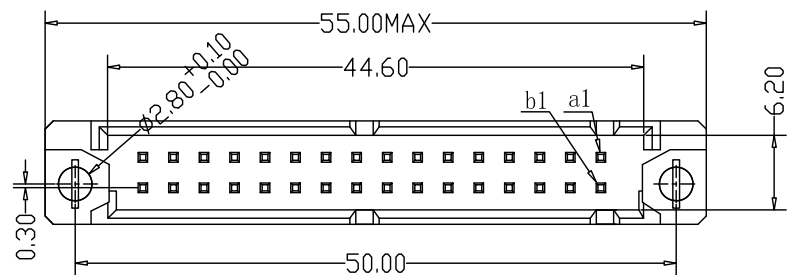


DIN 41612 Vertical Plug Type Half Q Compliant Press-Fit Connectors 32 Positions

ROHS COMPLIANT



Recommended P.C.B. Layout

SPECIFICATION	
Current Rating:	2.0Amp
Insulation Resistance:	100000MΩ min.at DC 100V
Contact Resistance:	20MΩ max
Withstand Voltage:	AC 1000V For 1 Minute
Operating Temperature:	-55° C to +105° C
Contact Material:	Brass
Contact Plating:	Au or Sn Over Ni
Insulator Material:	PBT+30%GF UL 94V-0
Insertion Force:	32 pin max. 30N
Withdrawal Force:	0.15N min. per individual contact

Ordering Code:

DMS - XX - X - X - X -212

- ①
- ②
- ③
- ④
- ⑤

- ① Series No:
- ② No. of Contacts
32P 16p
- ③ Termination
I: Straight press-fit tail length H=5.0mm
M: Straight press-fit tail length H=13.0mm
N: Straight press-fit tail length H=17.0mm
- ④ Rows Loaded With Contacts
C: Row a+b
CI: Row a+b(2, 4, 6...)
- ⑤ Contact Plating
G0: Gold flash
S0: Gold flash/Ni
G1: 3u" Gold
S1: 3u" Gold/Ni
G2: 5u" Gold
S2: 5u" Gold/Ni
G3: 10u" Gold
S3: 10u" Gold/Ni
G4: 15u" Gold
S4: 15u" Gold/Ni
G5: 30u" Gold
S5: 30u" Gold/Ni
SN: Tin

Unless Otherwise specified tolerance

X:±0.35
X.X:±0.25
X.XX:±0.20
X.XXX:±0.15

tail length	thickness * width
H=5.0mm	
H=13.0mm	0.6*0.6
H=17.0mm	0.6*0.6

SCALE: As Shown

UNIT: mm



AsA Electronic Co.

Tel : (+98) 21 66 73 56 82 Mob : (+98) 912 03 161 02

DRAWN: jnufon

CHECKED: Yan

APPROVED

TITLE:

Vertical Plug Type Half Q Compliant Press-Fit Connectors 32 Positions

DRAWING NO: DMS-XX-XXX-212

PRODUCT NO: DMS-XX-XXX-212

Add option of plating

10/8/1

DESCRIPTION

DATE

REV